

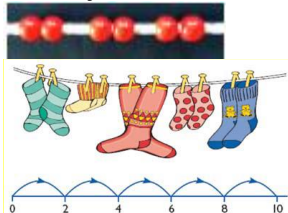
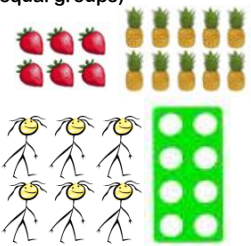






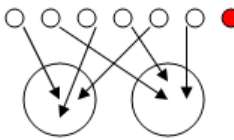
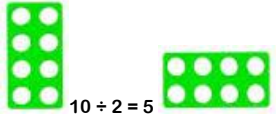
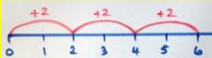
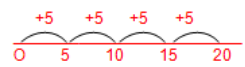
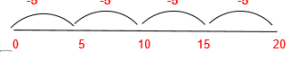

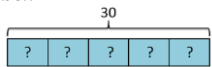




# Calculation Policy - Division KS1

EYFS	<p><b>Reception: ELG 2021</b></p> <ul style="list-style-type: none"> <li>• Have an understanding of number to 10, linking names of numbers, numerals, their value, and their position in the counting order.</li> <li>• Subitise (recognise quantities without counting) up to 5.</li> <li>• Automatically recall number bonds for numbers 0-5 and <i>for 10</i>, including corresponding partitioning facts.</li> <li>• Automatically recall double facts up 5+5</li> <li>• Compare sets of objects up to 10 in different contexts, considering size and difference.</li> <li>• Explore patterns of numbers within numbers up to 10, including evens and odds.</li> </ul>	
Year	1	2
<p>Layers of vocabulary</p>  <p><b>Appendix 1a</b> Beck's Tiers of Vocabulary</p> <p><b>Appendix 1b:</b> Vocabulary book</p>	<p><b>Basic to subject specific (Beck's Tiers):</b> count in ones, twos... tens... share, groups of, equal groups, odd, even</p> <p><b>Instructional vocabulary:</b> count out, share out, left, left over.</p>	<p><b>Basic to subject specific (Beck's Tiers):</b> share, share equally one each, two each, three each... group in pairs, threes... tens equal groups of <math>\div</math>, divide, divided by, divided into left, left over.</p> <p><b>Instructional vocabulary:</b> tell me, describe, name, pick out, discuss, talk about, explain, explain your method, explain how you got your answer, give an example of... show how you</p>
NC 2014	solve one-step problems involving multiplication and division, by calculating the answer using concrete objects, pictorial representations and arrays with the support of the teacher.	Calculate mathematical statements for multiplication and division within the multiplication tables and write them using the multiplication ( $\times$ ), division ( $\div$ ) and equals (=) signs.

	Concrete, pictorial, abstract		Concrete, pictorial, abstract	
Developing Conceptual/ Procedural Understanding	<p><b>Grouping/Sharing models</b> Using practical contexts and cross-curricular links (PE) such as socks and shoes; animals in the ark to get into groups. Sharing models such as sharing pieces of fruit.</p> <p>Sharing into equal groups 6 frogs shared equally between 2 lily pads gives 3 frogs on each lily pad or Grouping in equal groups 6 frogs grouped in 2s need 3 lily pads to sit on</p>  <p>How many twos?</p> 	<p><b>Arrays</b> (rectangular arrangements to show equal groups)</p>  <p><b>Decision making</b> How many cars can you make if you have 8 wheels?</p>  <p>How many different ways can you arrange 12 buttons in equal groups?</p> 	<p><b>Grouping/Sharing models</b> Introduce the ÷ symbol</p>  <p>15 frogs shared equally between three lily pads <math>15 \div 3 = 5</math> or 15 frogs grouped in 5s need 3 lily pads to sit on <math>15 \div 5 = 3</math></p> <p>15 ÷ 3 = 5 groups of 3 (grouping)</p>  <p><math>20 \div 2 = 10</math></p>  <p>5 hops in 15. How big is each hop?</p>  <p>There are 7 cakes and 2 children. How many cakes will they get each? (Leftovers/remainders introduced)</p>  <p><math>7 \div 2 = 3r1</math></p>	<p><b>Arrays representing the dividend</b></p>  <p><math>10 \div 2 = 5</math> and <math>10 \div 5 = 2</math></p> <p><b>Repeated addition (to reach a given target)</b></p>  <p>There are 20 sweets in a bag. How many children can have 5 each?</p>  <p><b>Repeated subtraction (from a given quantity)</b></p>  <p><b>Links to tables</b></p>  <p>Use language of division linked to tables using counting stick</p> <p><b>Representing problems</b> Jane has 30 cakes. She wants to share them equally between 5 boxes. How many cakes should go in each box?</p>  <p><math>30 \div 5 = 6</math> Number of cakes in each box = 6</p>
Known facts	Count in multiples of twos, fives and tens.		Recall and use x and ÷ facts for the 2, 5 and 10 x tables, including recognising odd and even numbers.	
Essential Knowledge	Count back in 2s	Halves up to 10	Division facts (2 x table)	Halves up to 20
	Count back in 10s	Halve multiples of 10	Division facts (10 x table)	Review division facts (2 x, 5 x, 10 x tables)
	Count back in 5s	How many 2s? 5s? 10s?	Division facts (5 x table)	Count back in 3s
Tests of divisibility	All even numbers will divide by 2		All numbers ending in 0 will divide by 10	All numbers ending in 5 and 0 will divide by 5