



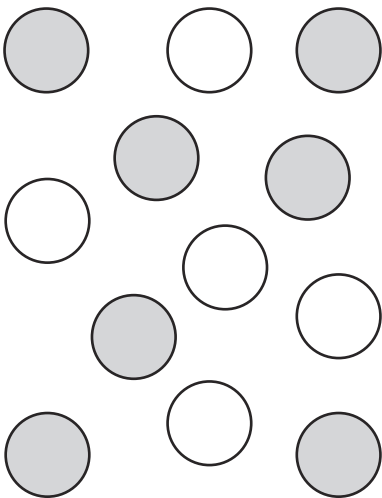
# Introducing Ratio

I can write ratio statements and use multiplication and division facts to calculate alternative statements.




1. For each group, write the ratio of one group compared to the other.

a. What is the ratio of grey to white?




\_\_\_\_\_ : \_\_\_\_\_

b. What is the ratio of triangles to circles?



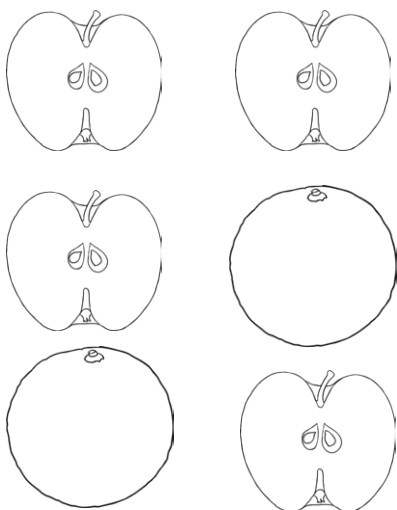
\_\_\_\_\_ : \_\_\_\_\_

c. What is the ratio of snakes to birds?




\_\_\_\_\_ : \_\_\_\_\_

d. What is the ratio of oranges to apples?




\_\_\_\_\_ : \_\_\_\_\_

e. What is the ratio of A to B?



\_\_\_\_\_ : \_\_\_\_\_

f. What is the ratio of strawberries to bananas?



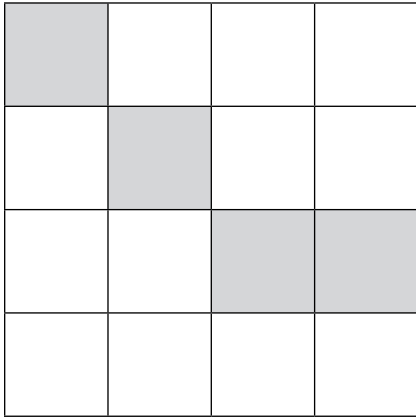
\_\_\_\_\_ : \_\_\_\_\_



# Introducing Ratio

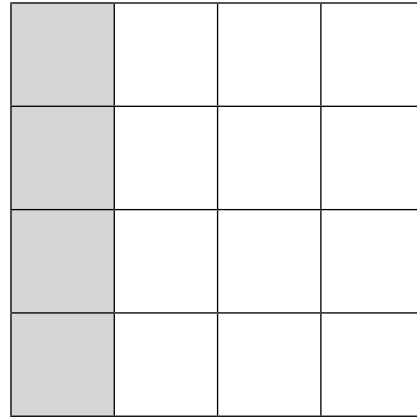
2. For each grid, write the ratio. Rearrange the blank grid so that it shows how many shaded squares match to blank, then write the simplest equivalent ratio. The first one is done for you.

a.



shaded to blank

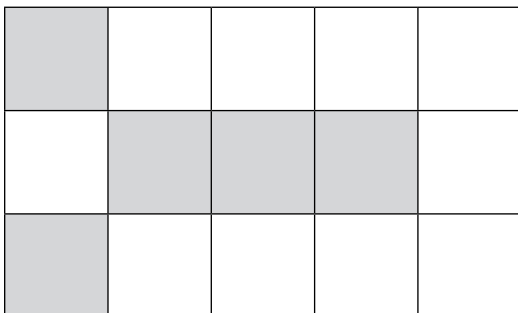
4 : 12



shaded to blank


1 : 3

b.



shaded to blank

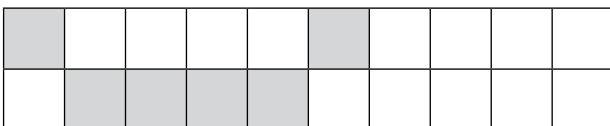
:



shaded to blank

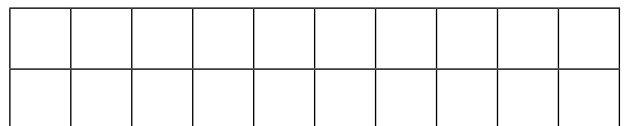
:

c.



shaded to blank

:



shaded to blank

:



# Introducing Ratio

3. Continue the sequences, counting on in multiples of the first numbers to find equivalent ratios. The first one is done for you.

<b>a.</b>	1:2	2:4	3:6	4:8	5:10	6:12
<b>b.</b>	1:3	2:6	3:9			
<b>c.</b>	2:5	4:10				
<b>d.</b>	3:7	6:14				
<b>e.</b>	4:11					
<b>f.</b>	5:7					

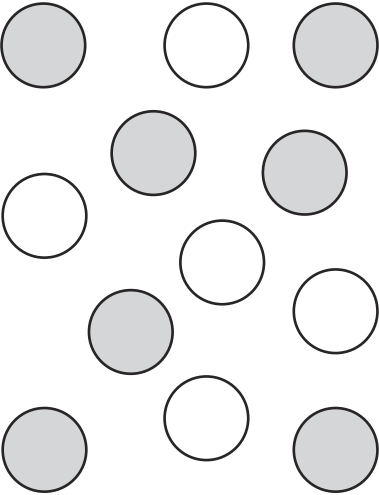




# Introducing Ratio


I can write ratio statements and use multiplication and division facts to calculate alternative statements.



1. For each group, write the ratio of one group compared to the other.

<p>What is the ratio of grey to white?</p>  <p>_____ : _____</p>	<p>What is the ratio of triangles to circles?</p>  <p>_____ : _____</p>	<p>What is the ratio of snakes to birds?</p>  <p>_____ : _____</p>
--	---	--

2. Complete each drawing so that it makes the ratio correct:

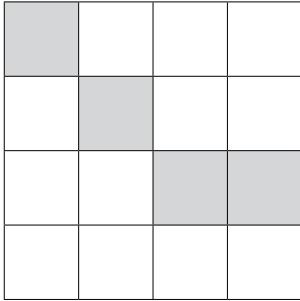
<p>Complete the drawing to show the ratio of <b>Oranges: Apples</b> <b>4:2</b></p> 	<p>Draw 20 letters (A and B) in total to the ratio of <b>A:B</b> <b>2:3</b></p>	<p>There are 15 pieces of fruit in total – bananas and strawberries. Draw the pieces of fruit to make this ratio correct. <b>bananas:strawberries</b> <b>2:1</b></p>
--	---	--



# Introducing Ratio

3. For each grid, write the ratio as you see it then write the ratio in its simplest form. Show your working out. The first one is done for you.

a.



shaded to blank

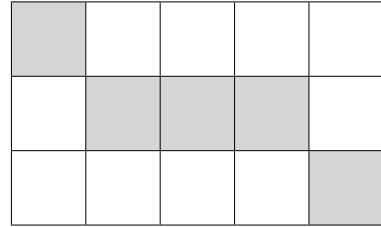
4:12

$\div 4 = 1$

$\div 4 = 3$

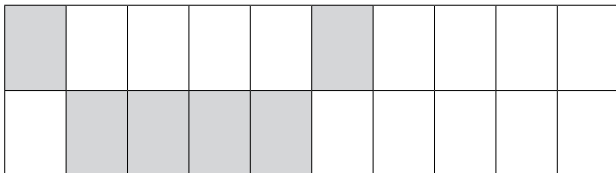
1:3

b.



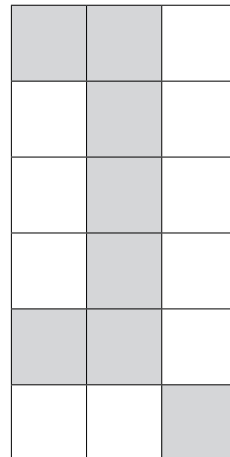
shaded to blank

c.



shaded to blank

d.



shaded to blank



# Introducing Ratio

4. Continue the sequences, counting on in multiples of the first numbers to find equivalent ratios. The first one is done for you.

<b>a.</b>	1:2	2:4	3:6	4:8	5:10	6:12
<b>b.</b>	1:4	2:8				
<b>c.</b>	2:3					
<b>d.</b>		10:14	15:21			
<b>e.</b>		4:22	6:33			
<b>f.</b>	3:7		9:21			

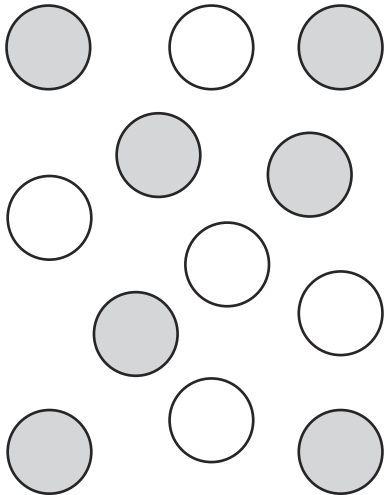




# Introducing Ratio


I can write ratio statements and use multiplication and division facts to calculate alternative statements.



1. For each group, write the ratio of one group compared to the other.

<p>What is the ratio of grey to white?</p>  <p>_____ : _____</p>	<p>What is the ratio of triangles to circles?</p>  <p>_____ : _____</p>	<p>What is the ratio of snakes to birds?</p>  <p>_____ : _____</p>
--	--	--

2. Complete each drawing so that it makes the ratio correct:

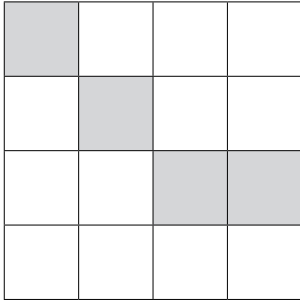
<p>Complete the drawing to show the ratio of <b>Oranges: Apples</b> <b>4:2</b></p> 	<p>Draw 40 letters (A and B) in total to the ratio of <b>A:B</b> <b>2:3</b></p>	<p>There are 21 pieces of fruit in total – bananas and strawberries. Draw the pieces of fruit to make this ratio correct. <b>bananas:strawberries</b> <b>2:1</b></p>
--	---	--



# Introducing Ratio

3. For each grid write the ratio as you see it, then write the ratio in its simplest form. Show your working out. The first one is done for you.

a.



shaded to blank

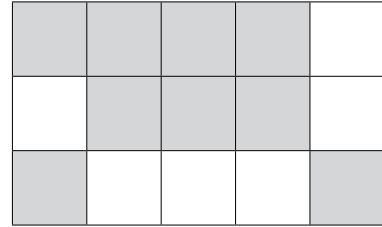
4:12

$\div 4 = 1$

$\div 4 = 3$

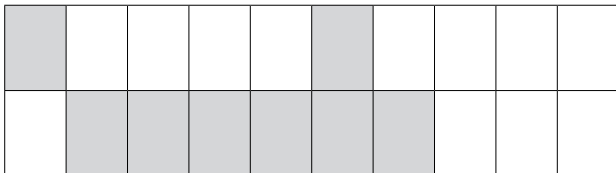
1:3

b.



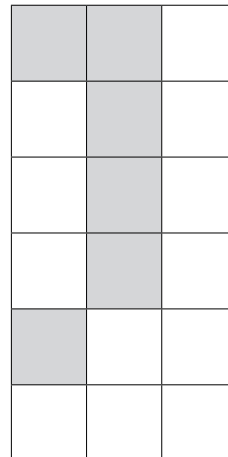
shaded to blank

c.



shaded to blank

d.



shaded to blank





# Introducing Ratio

4. Continue the sequences, counting on in multiples of the first numbers to find equivalent ratios. The first one is done for you.

<b>a.</b>	1:2	2:4	3:6	4:8	5:10	6:12
<b>b.</b>	1:5	2:10				
<b>c.</b>	2:7					
<b>d.</b>	3:5			12:20		
<b>e.</b>		14:22				42:66
<b>f.</b>				20:28		30:42

5. In each row, draw a circle around the ratios which are equivalent to the first ratio:

<b>a. 2:3</b>	1:2	4:6	8:12	3:8	10:15
<b>b. 4:5</b>	12:15	2:4	8:10	40:50	3:4
<b>c. 3:4</b>	2:3	9:12	7:11	15:20	6:9
<b>d. 6:7</b>	24:28	12:16	12:14	60:70	35:30
<b>e. 5:2</b>	10:4	30:12	3:1	40:16	15:6
<b>f. 3:5</b>	2:3	10:6	6:10	30:60	12:16



# Introducing Ratio - Answers

1. For each group, write the ratio of one group compared to the other.

(Accept ratios written in their simplest form)

a. <b>7:5</b>	b. <b>4:3</b>	c. <b>5:6</b>
d. <b>2:4</b>	e. <b>8:12</b>	f. <b>10:5</b>

1. For each grid, write the ratio. Rearrange the blank grid so that it shows how many shaded squares match to blank, then write the simplest equivalent ratio. The first one is done for you.

a. 4:12 1:3	b. <b>5:10 1:2</b>	c. <b>6:14 3:7</b>
-------------	--------------------	--------------------

3. Continue the sequences, counting on in multiples of the first numbers to find equivalent ratios. The first one is done for you.

a.	1:2	2:4	3:6	4:8	5:10	6:12
b.	1:3	2:6	3:9	<b>4:12</b>	<b>5:15</b>	<b>6:18</b>
c.	2:5	4:10	<b>6:15</b>	<b>8:20</b>	<b>10:25</b>	<b>12:30</b>
d.	3:7	6:14	<b>9:21</b>	<b>12:28</b>	<b>15:35</b>	<b>18:42</b>
e.	4:11	<b>8:22</b>	<b>12:33</b>	<b>16:44</b>	<b>20:55</b>	<b>24:66</b>
f.	5:7	<b>10:14</b>	<b>15:21</b>	<b>20:28</b>	<b>25:35</b>	<b>30:42</b>



# Introducing Ratio - Answers

1. For each group, write the ratio of one group compared to the other.

a. <b>7:5</b>	b. <b>4:3</b>	c. <b>5:6</b>
---------------	---------------	---------------

2. For each grid, write the ratio. Rearrange the blank grid so that it shows how many shaded squares match to blank, then write the equivalent ratio. The first one is done for you.

- a. **2 extra oranges drawn**
- b. **8 letter As and 12 letter Bs drawn**
- c. **10 bananas and 5 strawberries drawn**

3. For each grid, write the ratio as you see it then write the ratio in its simplest form. Show your working out.

a. <b>4:12   1:3</b>	b. <b>5:10   1:2</b>	c. <b>6:14   3:7</b>	d. <b>8:10   4:5</b>
----------------------	----------------------	----------------------	----------------------

4. Continue the sequences, counting on in multiples of the first numbers to find equivalent ratios. The first one is done for you.

a.	1:2	2:4	3:6	4:8	5:10	6:12
b.	1:4	2:8	<b>3:12</b>	<b>4:16</b>	<b>5:20</b>	<b>6:24</b>
c.	2:3	<b>4:6</b>	<b>6:9</b>	<b>8:12</b>	<b>10:15</b>	<b>12:18</b>
d.	<b>5:7</b>	10:14	15:21	<b>20:28</b>	<b>25:35</b>	<b>30:42</b>
e.	<b>2:11</b>	4:22	6:33	<b>8:44</b>	<b>10:55</b>	<b>12:66</b>
f.	3:7	<b>6:14</b>	9:21	<b>12:28</b>	<b>15:35</b>	<b>18:42</b>



# Introducing Ratio - Answers

1. For each group, write the ratio of one group compared to the other.

a. <b>7:5</b>	b. <b>5:8</b>	c. <b>7:5</b>
---------------	---------------	---------------

2. For each grid, write the ratio. Rearrange the blank grid so that it shows how many shaded squares match to blank, then write the equivalent ratio. The first one is done for you.

- a. *6 extra oranges drawn*
- b. *16 letter As and 24 letter Bs drawn*
- c. *14 bananas and 7 strawberries drawn*

3. For each grid, write the ratio as you see it then write the ratio in its simplest form. Show your working out.

a. 4:12   1:3	b. <b>9:6   3:2</b>	c. <b>8:12   2:3</b>	d. <b>6:12   1:2</b>
---------------	---------------------	----------------------	----------------------

4. Continue the sequences, counting on in multiples of the first numbers to find equivalent ratios. The first one is done for you.

a.	1:2	2:4	3:6	4:8	5:10	6:12
b.	1:5	2:10	<b>3:15</b>	<b>4:20</b>	<b>5:25</b>	<b>6:30</b>
c.	2:7	<b>4:14</b>	<b>6:21</b>	<b>8:28</b>	<b>10:35</b>	<b>12:42</b>
d.	3:5	<b>6:10</b>	<b>9:15</b>	12:20	<b>15:25</b>	<b>18:30</b>
e.	<b>7:11</b>	14:22	<b>21:33</b>	<b>28:44</b>	<b>35:55</b>	42:66
f.	<b>5:7</b>	<b>10:14</b>	<b>15:21</b>	20:28	<b>25:35</b>	30:42



# Introducing Ratio - Answers

1. In each row, draw a circle around the ratios which are equivalent to the first ratio:

<b>a. 2:3</b>	1:2	4:6	8:12	3:8	10:15
<b>b. 4:5</b>	12:15	2:4	8:10	40:50	3:4
<b>c. 3:4</b>	2:3	9:12	7:11	15:20	6:9
<b>d. 6:7</b>	24:28	12:16	12:14	60:70	35:30
<b>e. 5:2</b>	10:4	30:12	3:1	40:16	15:6
<b>f. 3:5</b>	2:3	10:6	6:10	30:60	12:16