




Tilstock⁺
Part of the Marches Academy Trust 

What does your child need to know in Mathematics?

A parents / carers guide to age related expectations in mathematics



The National Curriculum

The National Curriculum has 3 overarching aims that when combined are designed to increase children's mathematical proficiency.

Fluency

- Children must know the fundamentals of maths.
- Children must frequently practice the fundamentals of maths.
- Children must tackle increasingly harder problems using the fundamentals of maths.
- Children must be able to rapidly recall the fundamentals of maths with accuracy.

Reasoning

- Children must be able to follow a line of enquiry.
- Children must be able to use a conjecture (prediction) as part of their mathematics.
- Children must be able to generalise about their mathematics ("I know that if I do this then this will happen so if I do this, then this should happen").
- Children must be able to justify and prove using mathematical language.

Problem Solving

- Children must be able to apply their mathematical skills.
- Children must be able to solve routine and non-routine mathematical problems.
- Children need to become increasingly sophisticated in terms of formal methods used to solve problems.
- Children need to be able to break a complex problem down into a series of smaller steps so it can be solved.



NUMBER

- Count in multiples of 6, 7, 9, 25 and 1000.
- Find 1000 more or less than a given number.
- Count backwards through 0 into negative numbers.
- Recognise the place value of each digit in a 4-digit number.
- Order and compare numbers beyond 1000.
- Round any number to the nearest 10, 100 or 1000.
- Solve number problems with increasingly large numbers.
- **Be able to read Roman Numerals to 100.**



MULTIPLY AND DIVIDE



- **Recall multiply and division facts up to 12 x 12.**
- Recognise and use **factor pairs**.
- Multiply and divide 2 and 3-digit numbers by a unit using a formal written method.
- Be able to scale up or down using tables.
- Be able to use n and m notation efficiently.
- Be able to recognise and use the link between a small table and a large one - **600 ÷ 3 = 200 can be derived from 6 ÷ 3 = 2.**

Year 4



FRACTIONS AND DECIMALS



- Recognise and show 'families' of equivalent fractions.
- Count up or down in hundredths and know that a hundredth is made by dividing something by 100.
- Add and subtract fractions with the same denominator.
- Compare decimals with up to 2 places.
- **Know the decimal equivalent of any tenth or hundredth.**

ADDITION AND SUBTRACTION



- Use formal columns to add and subtract numbers with up to 4 digits.
- Estimate answers before completing a calculation.
- Check answers using the inverse operation.
- **To solve problems deciding which maths they need to use and why.**

FRACTIONS AND DECIMALS

- **Know the decimal equivalents of 1/2, 1/4 and 3/4.**
- Be able to divide a 1 or 2-digit number by 10 or 100.
- Round a one place decimal to the nearest whole number.
- Use decimals for money.



MEASURES

- Convert between different units of measure - **a minute into an hour, kilograms into grams and vice versa.**
- Measure and calculate the perimeter of regular shapes.
- **Find the area** of rectilinear shapes **by counting squares.**
- Estimate, compare and calculate with different measures including money.
- Read, write and **convert time** between the three clock types - analogue, 12hr and 24hr.
- Solve problems that involve converting hours to minutes, minutes to seconds, years to months and months to days.



SHAPE

- Compare and classify shapes based on their properties and sizes.
- **Identify acute and obtuse** angles and order angles up to 180° by size.
- Identify lines of symmetry in 2-d shapes.



POSITION AND DIRECTION

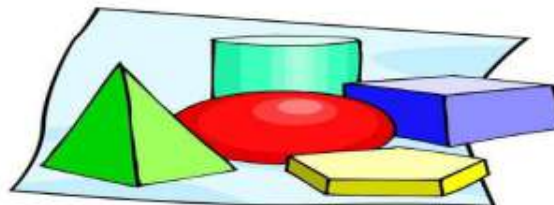
- Be able to **give co-ordinates** in the first quadrant.
- Be able to understand how translation moves a shape.
- Be able to say using left/right and up/down how something has been translated.
- Plot points to create a shape.

Year 4



SHAPE

- Complete a simple mirror image across a given line of symmetry.



STATISTICS

- Be able to interpret bar and **time/line graphs.**
- Be able to **draw bar and time/line graphs.**
- Solve **comparison, sum** and **difference** problems using bar charts, pictographs, tables and other charts.



NUMBER

- **Read, write, compare and order** numbers **to at least 1,000,000**.
- Be able to say the value of each digit to at least 1,000,000.
- Be able to **count forward or backwards in steps and powers of 10** up to 1,000,000.
- Be able to count forwards and backwards with negative numbers.
- Be able to use negative numbers in context (temperature especially).
- Round any number up to 1,000,000 to the nearest 10, 100, 1000, 10000 or 100000.
- **Read Roman numerals to 1000**.



MULTIPLY AND DIVIDE



- Be able to **find all factor pairs** of a number.
- **Find common factors of two numbers**.
- Know and use the vocabulary of **prime number**, **prime factors** and **composite (non-factor) numbers**.
- **Establish whether a number up to 100 is prime and recall all prime numbers to 19**.
- Multiply a 4-digit by a one or two digit number using a formal method (**long multiplication**).
- Multiply and divide number mentally.
- Divide 4-digit numbers by a unit using a formal method.

Year 5



MULTIPLY AND DIVIDE

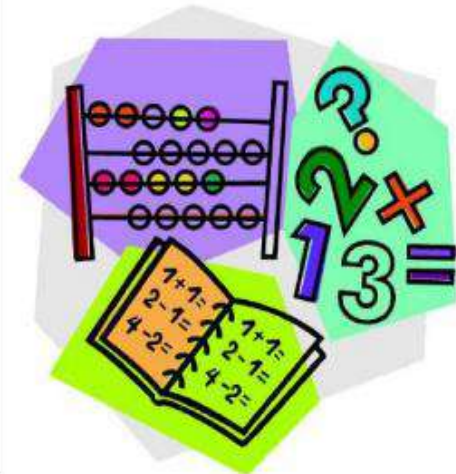


- **Multiply and divide numbers, including decimals, by 10,100,1000**.
- Recognise and use **squared numbers** and **cubed numbers** including **the notation (²) and (³)**.
- Solve problems using knowledge of squares, factors and cubes.
- Understand what the = sign actually means.
- Solve problems that involve simple rates.

ADDITION AND SUBTRACTION



- Add and subtract whole numbers with more than 4 digits using formal column methods.
- Add and subtract mentally with increasingly large numbers.
- Use rounding to check answers and accuracy.
- Be able to solve multi-step problems saying which maths to use and why.





FRACTIONS AND DECIMALS



- Compare and order fractions whose denominators are multiples (1/3, 1/6, 1/12, 1/21).
- Identify, name and write equivalent fractions of a given fraction.
- **Recognise mixed and irregular fractions.**
- **Convert between mixed and irregular fractions and vice versa.**
- Add and subtract fractions who share a denominator or have denominators that are multiples.
- **Multiply proper fractions and mixed numbers with support.**



FRACTIONS AND DECIMALS

- Read and write decimal numbers as fractions (0.71 = 71/100).
- Recognise and use thousandths and relate them to the decimal equivalent.
- Round decimals with two places to the nearest whole number and tenth.
- Read write and order numbers with up to 3 decimal places.
- Solve problems using numbers with up to 3 decimal places.

Year 5



FRACTIONS AND DECIMALS

- **Recognise the % symbol and understand that percent means parts of 100.**
- **Write percentages as a fraction with 100 as the denominator.**
- **Write percentages as a decimal (0.01 = 1% up to 1.00 = 100%)**
- **Solve problems using % or decimal equivalents for 1/2, 1/4, 1/5, 2/5, 4/5.**
- **Solve problems that use %, decimal equivalents of any tenth of 1/25.**



MEASURES

- Be able to convert between different units of metric measure (km>m, cm>m, l>ml, kg>g) and vice versa.
- Understand and use the approximate equivalences between metric and common imperial units (inches, pounds and pints).
- Measure and calculate the perimeter of shapes in m and cm.
- **Calculate and compare the area of shapes** in cm² and m² and estimate the area of irregular shapes.
- Estimate volume in cm³ of cuboids (cube, cuboid)
- Estimate capacity of a liquid holder.
- Solve problems that involve converting measures of/units of time.
- Use all four operations to solve problems involving measure including decimal notation when required.



SHAPE

- Identify 3-d shapes from their 2-d representations (nets).
- Know angles are measured in degrees.
- Estimate and compare acute, obtuse and reflex angles.
- Draw a requested angle and measure them in degrees (°).
- Identify angles around a circle (365°)

Year 5



SHAPE

- Identify angles on a straight line (180°).
- Find missing angles using mathematical rules.
- **Distinguish between regular and irregular polygons.**



POSITION AND DIRECTION

- Identify, describe or show the position of a shape after reflection or translation.
- Be able to explain how a shape has been reflected or translated using mathematical vocabulary.



STATISTICS

- Solve comparison, sum or difference problems using information presented in a line graph.
- Complete, read or interpret information from tables including timetables (trains, buses planes, TV guides etc..)



NUMBER

- Read, write and compare numbers up to 10, 000, 000.
- Know the place value of each digit in any number up to 10, 000, 000.
- Round any whole number to the required degree of accuracy.
- Use negative numbers in context.
- Calculate intervals (gaps) across zero.



MULTIPLY AND DIVIDE



- Use the formal method of long multiplication to solve 4-digit (including those with decimal places) x 2-digit calculations.
- Divide number up to 4-digits by a 2-digit number using the formal method of ***long division***.
- ***Be able to show a remainder as fraction (without using a calculator!)***.
- Be able to round a remainder as required by a question.
- Be able to routinely use multiplication or division as part of mental calculations.

Year 6



MULTIPLY AND DIVIDE



- ***Be able to use their knowledge of the order of operations to solve complex problems (BODMAS).***
- Solve any problem involving addition, subtraction or multiplication.
- Use estimation to check answers or determine accuracy.
- ***Be able to understand the role of brackets eg. $2 + (1 \times 3) = 5$ can change to $(2+1) \times 3 = 9$ by changing the location of the bracket.***

ADDITION AND SUBTRACTION



- Be able to routinely use addition and subtraction as part of mental calculations.
- ***Be able to use their knowledge of the order of operations to solve complex problems (BODMAS).***
- Solve any problem involving addition, subtraction or multiplication.
- Use estimation to check answers or determine accuracy.





FRACTIONS AND DECIMALS



- Use common factors to simplify fractions.
- Use common multiples to show fractions as having the same denominator.
- Compare and order fractions.
- Add and subtract fractions with different denominators by finding a common denominator.
- Add and subtract fractions and mixed numbers by finding a common denominator.
- **Multiply simple pairs of fractions.**
- **Reduce an answer to its smallest form (fraction).**



FRACTIONS AND DECIMALS

- **Associate a fraction with division and calculate a decimal equivalent for a simple fraction ($3/8 = 0.375$).**
- Know the place value of each digit in a number with up to 3 decimal places.
- Be able to multiply or divide by 10, 100 or 1000 using number up to 3 decimal places.
- Multiply 1-digit numbers with up to 3 decimal places by a whole number.



Year 6



FRACTIONS AND DECIMALS

- Use written division methods and then be able to **use knowledge of fractions to convert a remainder to a number with up to 2 decimal places.**
- Solve problems that need answers to be rounded to a specific degree of accuracy (2 significant figures etc.)
- Recall and use equivalences between simple fractions in different contexts.

RATIO AND PROPORTION

- Solve problems involving the relative sizes of two quantities.
- Solve missing number problems where multiplication and division facts are needed.
- Solve problems where the % of a quantity is needed (15% of 360).
- Use percentages to compare.
- Solve problems that involve scaling shapes up or down.
- Solve problems that involve unequal sharing using knowledge of multiplication and fractions.
- Be able to create pie charts by working out the % of 360° as an angle.



Algebra

- Be able to use simple formulae.
- Generate and describe linear number sequences (*the pattern increases or decreases by the same amount each time eg the x2 table could be shown as $n+2$*).
- Express missing number problems algebraically (*$32 + _ = 56$ could be shown as $32 + n = 56$*).
- Find pairs of numbers that satisfy a problem with two unknowns (*$a+b = 34$ could be $16 + 18 = 34$ or $20 + 14 = 34$ etc..*).
- Enumerate possibilities of combinations of two variables.

Year 6





MEASURES

- Solve problems that involve the conversion of measure with up to 3 decimal places.
- Use, read, write and convert between standard measures with up to 3 decimal places.
- Convert between miles and kilometres.
- Recognise that shapes with the same area can have different perimeters and vice versa.
- Recognise when it is possible to use formulae for the area and volume of shapes.
- **Calculate the area of parallelograms and triangles.**
- Calculate, estimate and compare the volume of cubes and cuboids using standard metric units (cm^3 and m^3) and extend to other standard units (mm^3 and km^3).



SHAPE

- Draw 2-d shapes using given dimensions and angles.
- Recognise, describe and build 3-d shapes. (nets)
- Compare and classify geometric shapes.
- **Find any unknown angle in a triangle, quadrilateral or regular polygon.**



POSITION AND DIRECTION

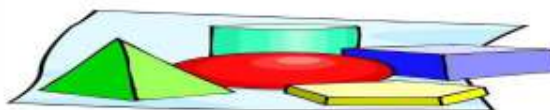
- Describe position on a full (4 quadrant) co-ordinates grid.
- Draw and translate simple shapes on a co-ordinate plane.
- Reflect simple shapes across the axes.

Year 6



SHAPE

- Illustrate and name parts of circles; **radius, circumference, diameter.**
- Know that diameter is twice the radius.
- Recognise angles around a point and identify missing angles.



STATISTICS

- **Interpret and construct pie charts.**
- Interpret and construct line graphs.
- Use pie charts and line graphs to solve problems.
- **Calculate and interpret the MEAN of a set of data as the average.**

